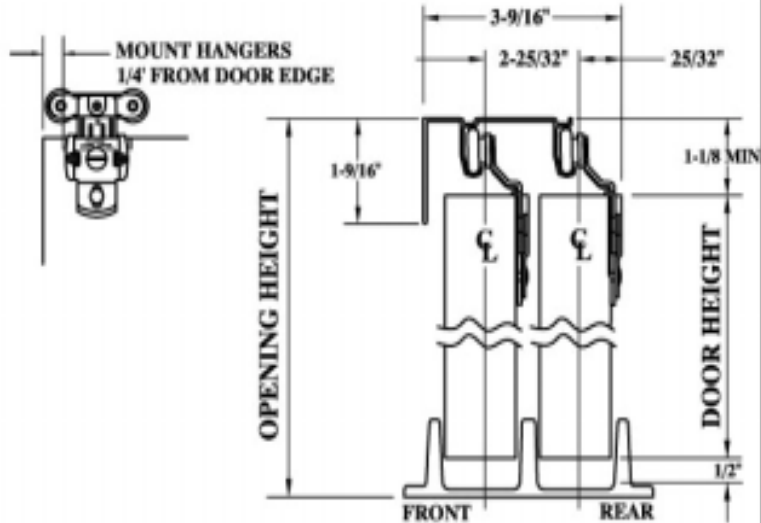


DIRECTIONS FOR INSTALLING

**1. AttachTrack & Hangers**



Finished opening width for two doors equals  
2 times door width less 1" for overlap of doors.

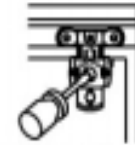
**400 SERIES FASCIA TRACK SETS**

**2. Hang & Plumb Doors**

Hang rear door first. Tilt door and set into track.



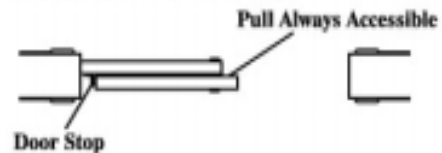
To plumb door, loosen two mounting screws, turn nylon cam with screwdriver, then re-tighten screws.



**3. Install Door Guide**



**4. Attach Door Stop**



Limits sliding action of door so fingers cannot get pinched when rear door is fully opened. Keeps flush pull on rear door accessible.

No. 0480-V48  
**SLIDING DOOR HARDWARE SET**

FOR TWO BY-PASSING DOORS 2'-0" WIDE BY 1-3/8" THICK  
UP TO 60 LBS.

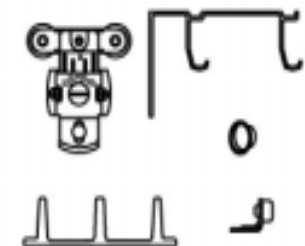
© Copyright 2004

- CONTENTS:
- 1 FASCIA TRACK - 48"
  - 2 PAIR TWIN WHEEL MICRO-CAM HANGERS
  - 1 DOOR GUIDE
  - 1 DOOR STOP
  - 2 FLUSH PULLS

**John Sterling Corporation**  
RICHMOND, IL 60071  
6769-48

PRINTED IN U.S.A.

RICHMOND, ILLINOIS, U.S.A.



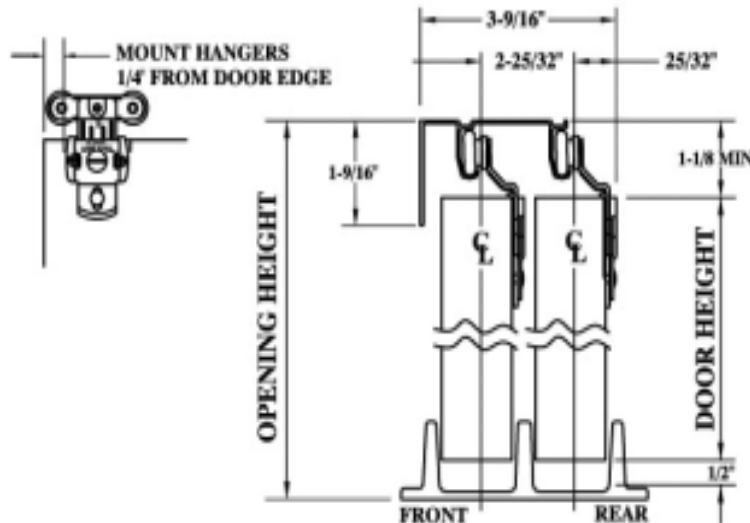
Micro-Cam Hangers

**Sterling**  
HARDWARE  
**SLIDING DOOR  
HARDWARE SET**

No. 0480-V48

## DIRECTIONS FOR INSTALLING

### 1. Attach Track & Hangers



Finished opening width for two doors equals  
2 times door width less 1" for overlap of doors.

### 400 SERIES FASCIA TRACK SETS

### 2. Hang & Plumb Doors

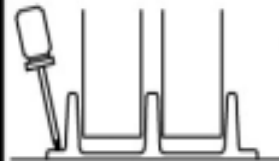
Hang rear door first. Tilt door and set into track.



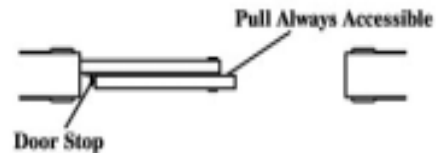
To plumb door, loosen two mounting screws, turn nylon cam with screwdriver, then re-tighten screws.



### 3. Install Door Guide



### 4. Attach Door Stop



Limits sliding action of door so fingers cannot get pinched when rear door is fully opened. Keeps flush pull on rear door accessible.

No. 0480-V60

## SLIDING DOOR HARDWARE SET

FOR TWO BY-PASSING DOORS 2'-6" WIDE BY 1-3/8" THICK  
UP TO 60 LBS.

© Copyright 2004

**John Sterling Corporation**

RICHMOND, IL 60071

6769-60

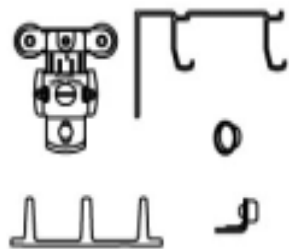
CONTENTS: 1 FASCIA TRACK - 60"  
2 PAIR TWIN WHEEL MICRO-CAM HANGERS  
1 DOOR GUIDE  
1 DOOR STOP  
2 FLUSH PULLS

PRINTED IN U.S.A.

**Sterling**  
HARDWARE

**SLIDING DOOR  
HARDWARE SET**

**No. 0480-V60**

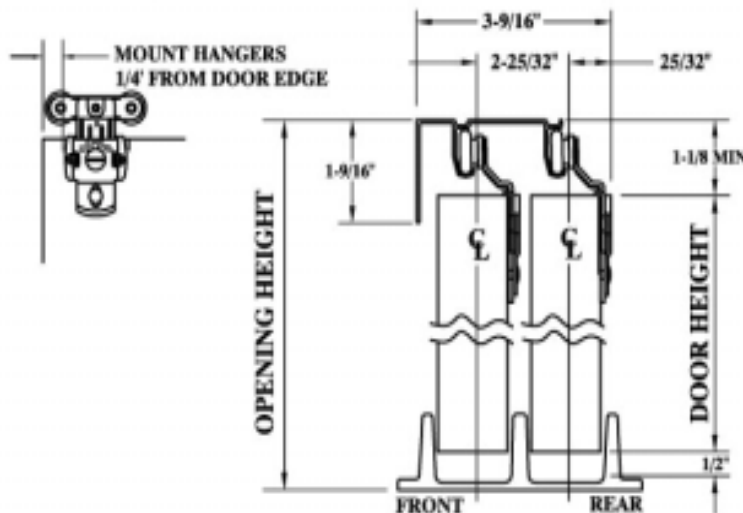


**Micro-Cam Hangers**

RICHMOND, ILLINOIS, U.S.A.

## DIRECTIONS FOR INSTALLING

### 1. Attach Track & Hangers



Finished opening width for two doors equals 2 times door width less 1" for overlap of doors.

### 400 SERIES FASCIA TRACK SETS

### 2. Hang & Plumb Doors

Hang rear door first. Tilt door and set into track.



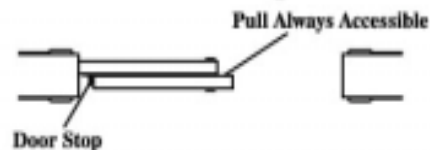
To plumb door, loosen two mounting screws, turn nylon cam with screwdriver, then re-tighten screws.



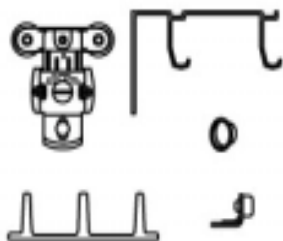
### 3. Install Door Guide



### 4. Attach Door Stop



Limits sliding action of door so fingers cannot get pinched when rear door is fully opened. Keeps flush pull on rear door accessible.



Micro-Cam Hangers

## No. 0480-V72 SLIDING DOOR HARDWARE SET

FOR TWO BY-PASSING DOORS 3'-0" WIDE BY 1-3/8" THICK  
UP TO 60 LBS.

© Copyright 2004

**John Sterling Corporation**  
RICHMOND, IL 60071  
6769-72

CONTENTS: 1 FASCIA TRACK - 72"  
2 PAIR TWIN WHEEL MICRO-CAM HANGERS  
1 DOOR GUIDE  
1 DOOR STOP  
2 FLUSH PULLS

PRINTED IN U.S.A.

**Sterling**  
HARDWARE

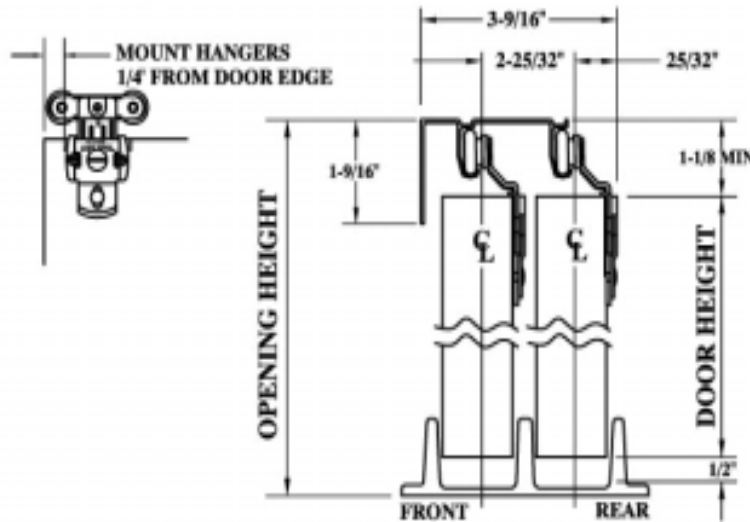
**SLIDING DOOR  
HARDWARE SET**

**No. 0480-V72**

RICHMOND, ILLINOIS, U.S.A.

DIRECTIONS FOR INSTALLING

**1. Attach Track & Hangers**



Finished opening width for three doors equals 3 times door width less 2" for overlap of doors.

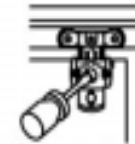
**400 SERIES FASCIA TRACK SETS FOR 3 DOORS**

**2. Hang & Plumb Doors**

Hang rear door first. Tilt door and set into track.



To plumb door, loosen two mounting screws, turn nylon cam with screwdriver, then re-tighten screws.



**3. Install Door Guide**



**4. Attach Door Stop**



Pull Always Accessible

Limits sliding action of door so fingers cannot get pinched when rear door is fully opened. Keeps flush pull on rear door accessible.

No. 0480-V96-3

**SLIDING DOOR HARDWARE SET**

FOR THREE BY-PASSING DOORS 2'-8" WIDE BY 3/4" OR 1-3/8" UP TO 50 LBS.

© Copyright 2004

**John Sterling Corporation**

RICHMOND, IL 60071

6769-96

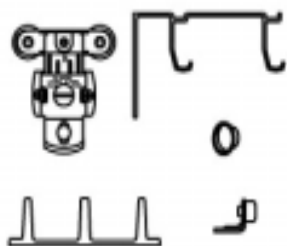
CONTENTS: 1 FASCIA TRACK - 96"  
3 PAIR TWIN WHEEL MICRO-CAM HANGERS  
2 DOOR GUIDES 1 DOOR STOP  
3 FINGER PULLS  
ALL NECESSARY SCREWS INCLUDED

PRINTED IN U.S.A.

**Sterling**  
HARDWARE

**SLIDING DOOR  
HARDWARE SET**

No. 0480-V96-3



**Micro-Cam Hangers**

RICHMOND, ILLINOIS, U.S.A.