

DOUBLE POCKET DOOR KIT

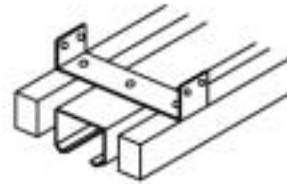
For use with two Series 1430
Pocket Door frames to make one large doorway



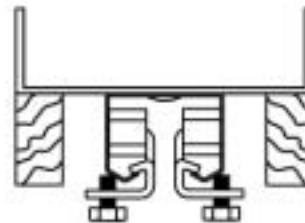
INSTRUCTIONS

1. Rough opening width changes to four times one door width.

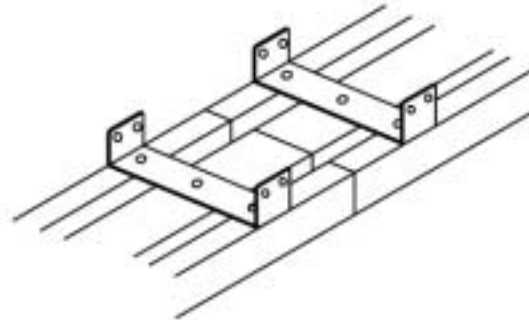
2. Cut wooden nailing strips flush with end of track.



3. Install hangers and center stop bumpers into ends of track. Final adjust after doors are in place.



4. Mount track assemblies with ends of nailing strips butted together.



© Copyright 1992

John Sterling Corporation
11600 Steling Parkway Richmond, Illinois 60071



MADE IN USA

1437-INS
Rev 1-07