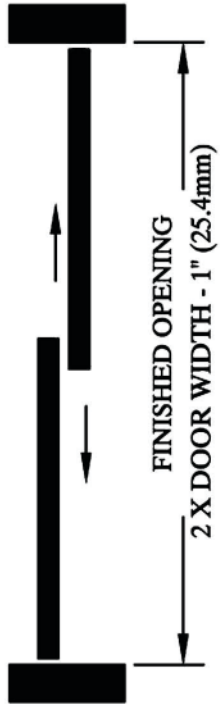


INSTALLATION INSTRUCTIONS

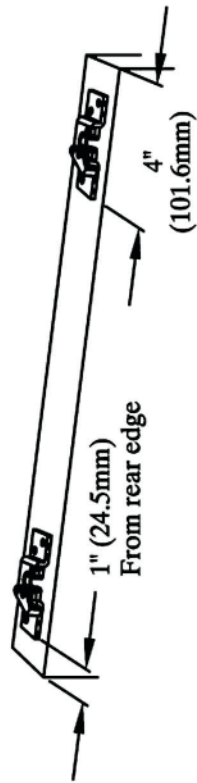
1. Prepare Finished Opening



2. Install Track & Rollers

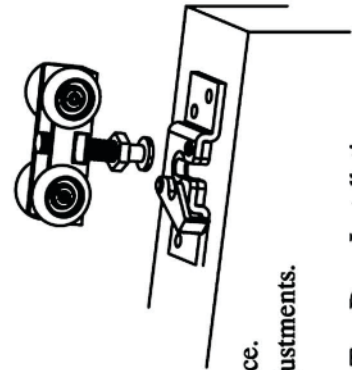
Fascia track should be installed with no gap.
Rollers must be inserted before track is mounted.

3. Mount Door Plates



4. Hang and Adjust Door:

Attach door to rollers, Swing hanger into place.
Turn adjusting bolt for height and plumb adjustments.



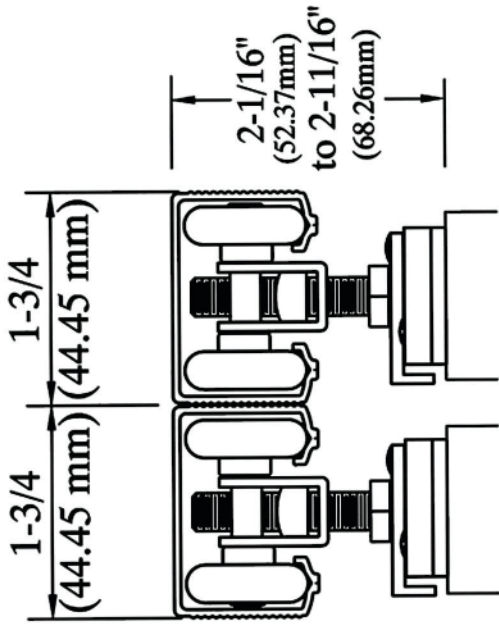
5. Install Door Guide, Stops and Pulls.

Two Door Installation with Door Stop



1-3/8"(34.93mm) THICK DOORS

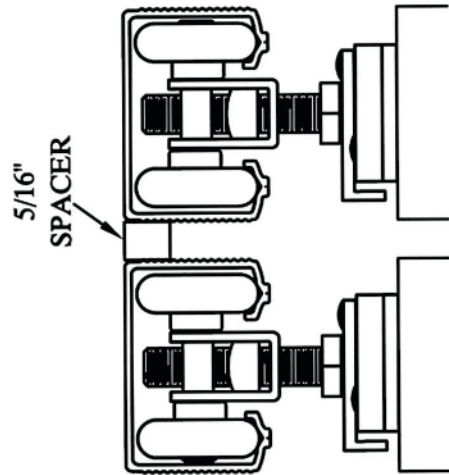
Two tracks with 1" Dia. (25.4 mm) Wheels



FLOOR CLEARANCE: Allow 1/2" (12.7mm) between door and finished floor.

1-3/4"(44.45mm) THICK DOORS

Two tracks with 1" Dia. (25.4 mm) Wheels



FLOOR CLEARANCE: Allow 1/2" (12.7mm) between door and finished floor.